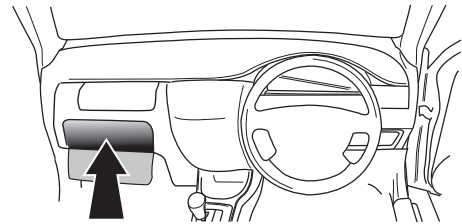


! INFO !

Do not charge the battery of the towing vehicle and/or towed vehicle directly via the socket.



User guide



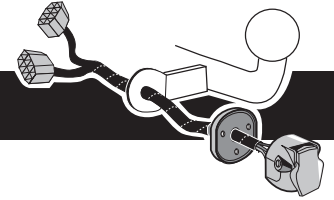
SPARE PARTS

www.ecs-electronicsuk.co.uk





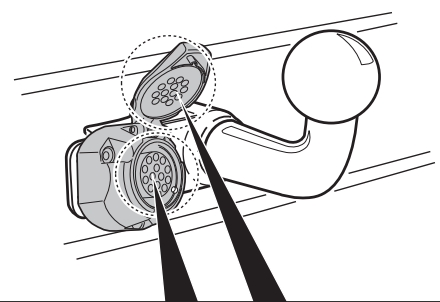

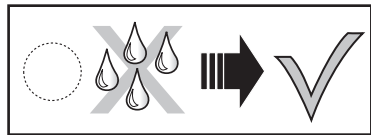
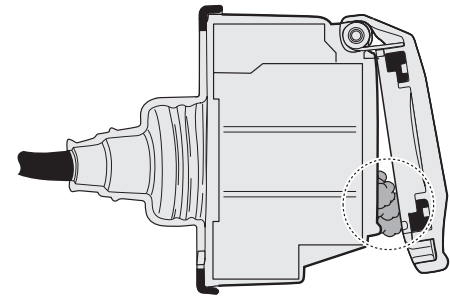
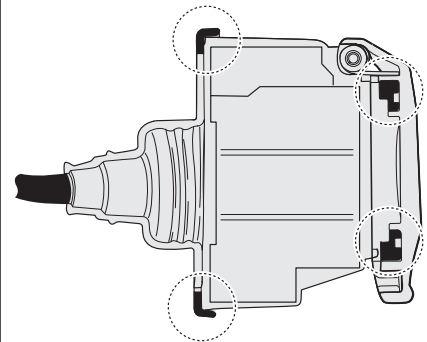
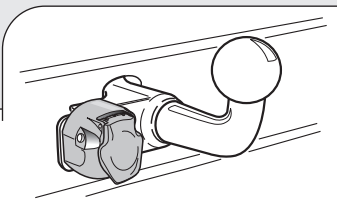
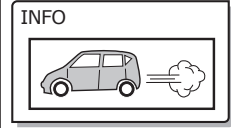
Partnr.: TO-137-DEU

User Guide


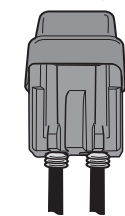



Toyota Hilux 692 Pick-up 2005-





CHANGING THE FUSE



SOCKET CONNECTION

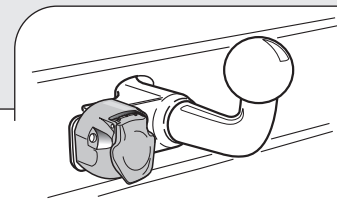
DIN/ISO 11446															
	1/L	2	2a	3/31	4/R	5/58-R	6/54	7/58-L	8	9	10	11	12	13	
Pmax	21W	2x21W			21W	52W	3x21W	52W	2x21W	180W/15Amp	180W/15Amp				
Colour	Yellow	Blue	Grey	White	Green	Brown	Red 1,00 mm ²	Black	Black/ Red	Brown/ White	Red 2,50 mm ²	White			White



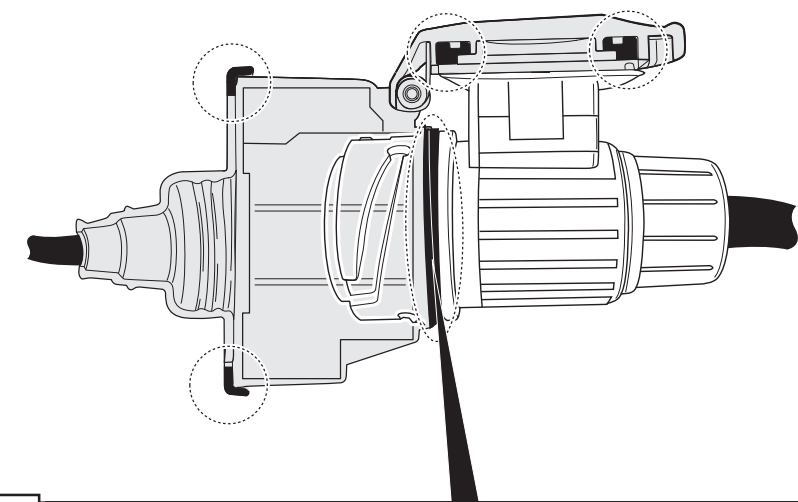
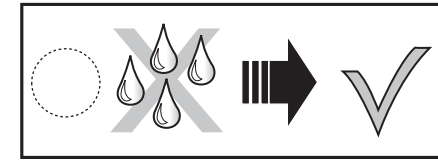

In a coupled trailer with working fog lamp, the fog lamp of the vehicle will be switched off, if applicable.



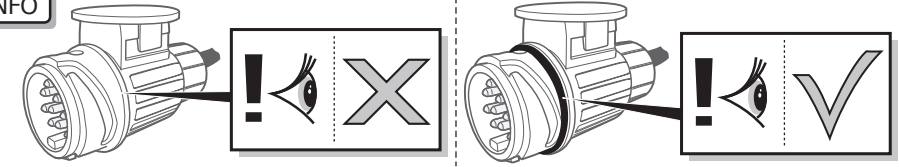
The flashing lights on the trailer are monitored. If one of the indicators of the trailer breaks down, a buzzer will be audible and/or a visual signal will be visible on the dashboard. Check the flashing lights on the trailer.



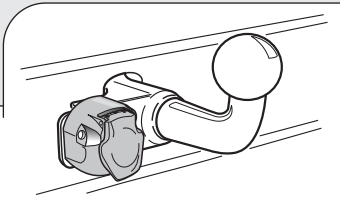
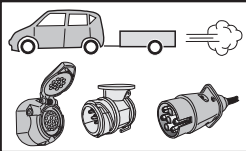
INFO : Ring.



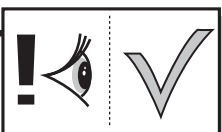
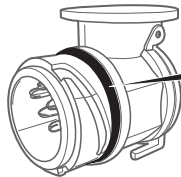
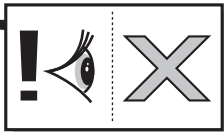
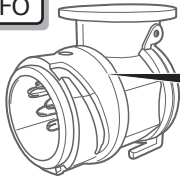
INFO



INFO : Adapt.



INFO



INFO : Storage

